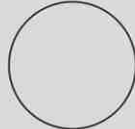
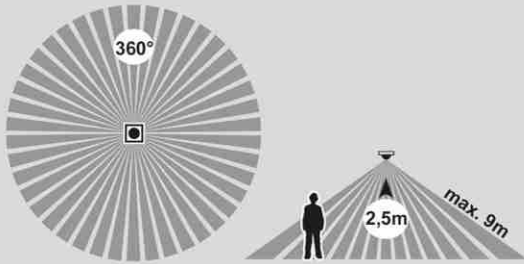


LED**VICTOR LED****A+**

< 12,0 >



Ø 37,0



HF senzor detekuje pohyb i přes sklo
a lehké stavební materiály.

min max
8sec - 12min

min max
2lux - 2000lux



W141/LED

Σ max. 1200W

1900lm

W141/LED-3000

1900lm

W141/LED-4100

W141/LED-3000




8 590 849 5 180 8 5

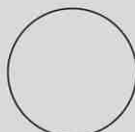
W141/LED-4100



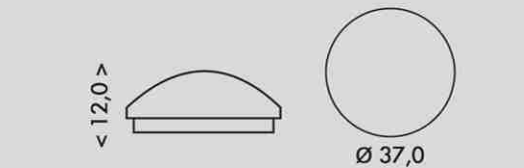
8 590 849 5 180 7 8

**LED****VICTOR LED B****A+**

< 12,0 >



Ø 37,0



min max
8sec - 12min

min max
2lux - 2000lux



W141/LED

Σ max. 1200W

1900lm

W141/LED/B-3000

1900lm

W141/LED/B-4100

W141/LED/B-3000



8 590 849 5 180 6 1

W141/LED/B-4100



8 590 849 5 180 5 4

