
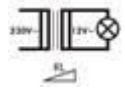
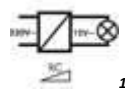

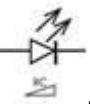










 Incandescent Bulbs	 Halogen Bulbs	 12V c/ TRF Ferromagnetic Dimmable (Inductive Load)	 12V c/ TRF Electronic Dimmable (Capacitive Load)	 Dimmable Economic Bulbs	 LED Dimmable	 Fluorescent Lamps w/ Ballast EVG 1- 10V	 Motor	
											Ref#
21210	-	-	-	-	-	-	-	-	-	40mA	-
21211		"Leading Edge"	20W/VA	500W	500W	500VA	-	-	-	-	-
21212		"Trailing Edge"	5W/VA	320W	320W	-	320VA	-	-	-	-
21213		"Trailing Edge"	20W/VA	550W	550W	-	550VA	-	-	-	-
21214		"Leading Edge"	7W/VA 3W (LED)	110W	110W	110VA	-	110W	35W	-	-
21215		"Trailing Edge"	15W/VA 5W (LED)	150W	150W	-	150VA	150W	50W	-	-
21216		"Leading Edge"	20W/VA 3W (LED)	250W	250W	250VA	-	250W	85W	-	-
21217		"Trailing Edge"	15W/VA 5W (LED)	450W	450W	-	450VA	450W	150W	-	-
21219		"Leading Edge"	20 W/VA	600W	600W	-	-	-	-	-	600VA