

DG MU CGD 480 3W+G R (908 209)

- Prewired complete unit without the need for additional overcurrent protection devices
- High discharge capacity due to heavy-duty zinc oxide varistors (I_{max} 50 kA 8x20µs)
- Short circuit current rating (SCCR) 200 kA
- ANSI/UL 1449 – 4th Ed. Open-Type 1 SPD


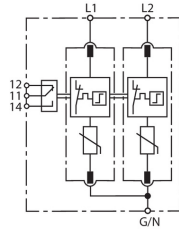
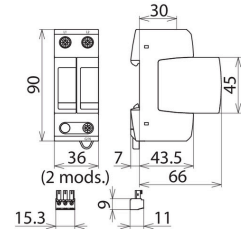


Figure without obligation



Basic circuit diagram DG MU CGD 480 3W+G



Dimension drawing DG MU CGD 480 3W+G

DIN rail mount, pluggable surge arrester consisting of a base part and plug-in protection modules for application in Corner Grounded Delta systems; has floating Form C (SPDT) remote status contacts

Type	DG MU CGD 480 3W+G R
Part No.	908 209
SPD classification acc. to ANSI/UL 1449 4 th Ed.	Open-Type 1 SPD
SPD classification acc. to CSA - C22.2 No. 269.1-14	Type 4-1 Component Assembly
Nominal System Voltage [L-G] / [L-L] (U _N)	480 V a.c.
Nominal Power System Frequency	50 / 60 Hz
Max. continuous operating voltage AC [L-G] / [L-L] (MCOV)	550 V a.c. / 1100 V a.c.
Nominal discharge current (8x 20 µs) (I _n)	20 kA
Max. discharge current (8/20) (I _{max})	50 kA
Voltage protection rating [L-G] / [L-L] (VPR)	1800 V / 3000 V
Max. mains-side overcurrent protection	Not needed
Short circuit current rating (SCCR)	200 kA
System type	Corner Grounded Delta
Operating Temperature Range (T _U)	-40°C...+85°C
Operating state / fault indication	Green = Good ; Red = Replace Module
Cross-sectional area (min.)	14 AWG / 2.5 mm ²
Cross-sectional area (max.)	4 AWG / 25 mm ²
Terminal Torque Ratings	35-45 Lbs-in
Mounting	35 mm DIN rails acc. to EN 60715
Enclosure material	thermoplastic, red, UL 94 V-0
Degree of protection	IP 20
Capacity	2 module(s), DIN 43880
Approvals	UL, CSA
Remote status contact	Floating (dry), Form C (SPDT)
Remote Status NEC Circuits	NEC Class 2 circuits only
Remote Status Wire Sizes	AWG 16-22 / 1.5 mm ² - 0.34mm ²
Remote Status Terminal Torque Ratings	3 Lbs-in
Weight	266 g
Customs tariff number (Comb. Nomenclature EU)	85363030
GTIN	4013364148673
PU	1 pc(s)

We reserve the right to introduce changes in performance, configuration and technology, dimensions, weights and materials in the course of technical progress. The figures are shown without obligation.