

## DG SU 1P 347 R (908 096)

- Prewired complete unit without the need for additional overcurrent protection devices
- High discharge capacity due to heavy-duty zinc oxide varistors ( $I_{max}$  50 kA 8x20 $\mu$ s)
- Short circuit current rating (SCCR) 200 kA
- ANSI/UL 1449 – 4<sup>th</sup> Ed. Open-Type 1 SPD


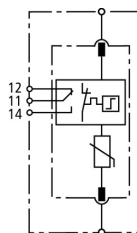
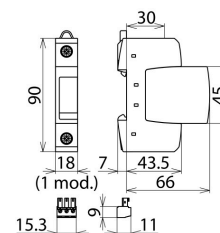


Figure without obligation



Basic circuit diagram DG SU 1P 347 R



Dimension drawing DG SU 1P 347 R

DIN rail mount, pluggable surge arrester consisting of a base part and plug-in protection module for application in Single Phase electrical systems; has floating Form C (SPDT) remote status contacts

Type	DG SU 1P 347 R
Part No.	908 096
SPD classification acc. to ANSI/UL 1449 4 <sup>th</sup> Ed.	Open-Type 1 SPD
SPD classification acc. to CSA - C22.2 No. 269.1-14	Type 4-1 Component Assembly
Nominal System Voltage ( $U_N$ )	347 Vac
Nominal Power System Frequency	50 / 60 Hz
Max. continuous operating voltage AC (MCOV)	510 Vac
Nominal discharge current (8x 20 $\mu$ s) ( $I_n$ )	20 kA
Max. discharge current (8/20) ( $I_{max}$ )	50 kA
Voltage protection rating (VPR)	1500 V <sub>pk</sub>
Max. mains-side overcurrent protection	Not needed
Short circuit current rating (SCCR)	200 kA
System type	Single Phase
Operating Temperature Range ( $T_U$ )	-40°C...+85°C
Operating state / fault indication	Green = Good ; Red = Replace Module
Cross-sectional area (min.)	14 AWG / 2.5 mm <sup>2</sup>
Cross-sectional area (max.)	2 AWG / 35 mm <sup>2</sup>
Terminal Torque Ratings	35-45 Lbs-in
Mounting	35 mm DIN rails acc. to EN 60715
Enclosure material	thermoplastic, red, UL 94 V-0
Degree of protection	IP 20
Capacity	1 module(s), DIN 43880
Approvals	UL, CSA
Remote status contact	Floating (dry), Form C (SPDT)
Remote Status NEC Circuits	NEC Class 2 circuits only
Remote Status Wire Sizes	AWG 16-22 / 1.5 mm <sup>2</sup> - 0.34mm <sup>2</sup>
Remote Status Terminal Torque Ratings	3 Lbs-in
Weight	134 g
Customs tariff number (Comb. Nomenclature EU)	85363030
GTIN	4013364148598
PU	1 pc(s)

We reserve the right to introduce changes in performance, configuration and technology, dimensions, weights and materials in the course of technical progress. The figures are shown without obligation.