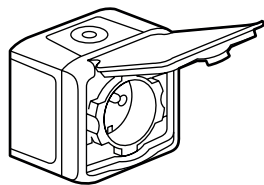
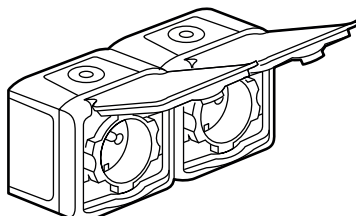


## Forix™ - IP 44 French sockets

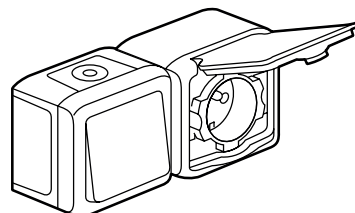
Cat. No(s): 7 823 75/76/77/95/96/97



7 823 75/95



7 823 77/97



7 823 76/96

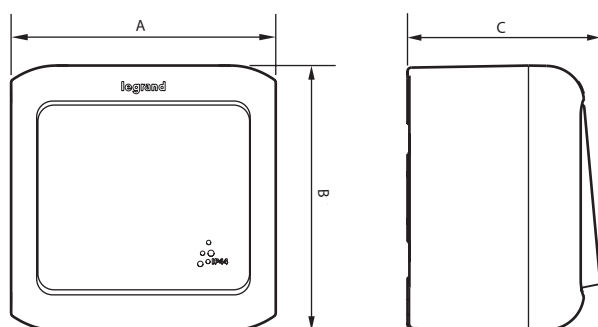
### 1. USE

General 16 A french socket outlet.  
Mechanisms with single, large rocker can be illuminated using lamp  
Cat. No. 7 823 98.

### 2. RANGE

Finishes		Designation
White	Grey	
7 823 75	7 823 95	2 P+E socket
7 823 77	7 823 97	2 x 2 P+E socket
7 823 76	7 823 96	Two-way switch + 2 P+E socket

### 3. OVERALL DIMENSIONS



Cat. No.	A	B	C
7 823 75/95	70	70	57
7 823 76/96	140	70	57
7 823 77/97	140	70	57

### 4. CONNECTION

Stripping: 10 mm  
Terminal type: with screws  
Terminal capacity up to: 2 x 2.5 mm<sup>2</sup>  
Recommended screwdriver size: pozidrive No 2  
Recommended tightening torque: 0.5 Nm for switch  
0.8 Nm for socket

### 5. TECHNICAL CHARACTERISTICS

#### ■ 5.1 Mechanical characteristics

Protection against liquids: IP 44  
Impact tests: IK 07

#### ■ 5.2 Material characteristics

Box: ABS  
Rocker: ABS  
Mechanism: PC  
Conduit gland: SEBS

#### ■ 5.3 Electrical characteristics

Voltage: 250 VAC  
Current: 10 AX for switch  
16 A for socket

#### ■ 5.4 Climatic characteristics

Storage and use temperature: - 25° C to + 60° C

### 6. CLEANING

Surface cleaning with a cloth.  
Do not use: acetone, tar remover, trichloroethylene.

Resistance to the following agents: Hexane (EN 60669-1), Methylated spirits, Soapy water, Diluted ammonia, Diluted pure bleached 10%, Glass cleaning substance, Pre-impregnated wipes.

**Caution:** A preliminary test should be carried out if other specific cleaning products are to be used.

### 7. ACCESSORIES

#### ■ 7.1 Lamps

Become illuminated with lamp Cat. No 7 823 98

#### ■ 7.2 Spare membrane glands

White membrane Cat. No 7 823 79  
Grey membrane Cat. No 7 823 99