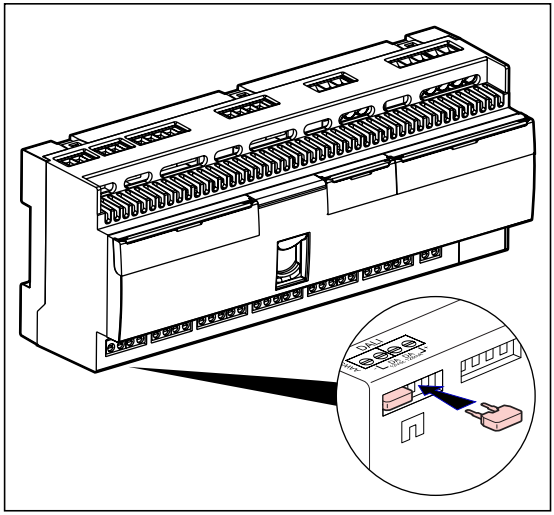

	27-50 V / PoE, PoE+ TBTS
	RJ 45 IP Network
x=	x = 12
	-5°C → +45°C
	NF EN50428 IEC 60669-2-1

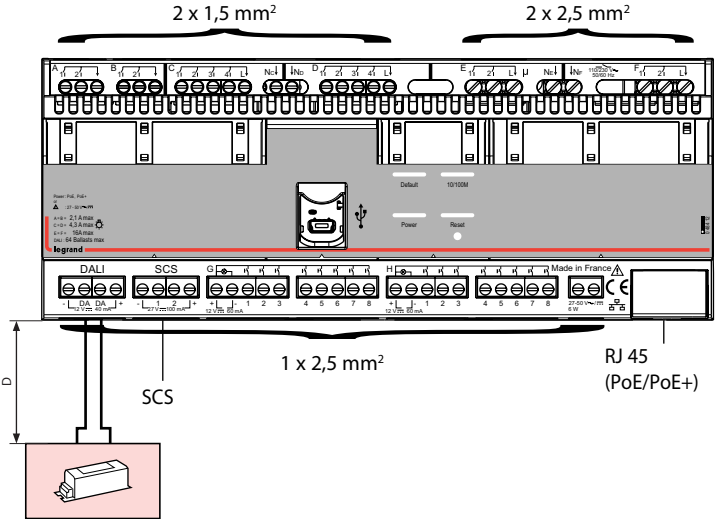

D	Ø
≤ 100 m	0,5 mm²
≤ 150 m	0,75 mm²
≤ 300 m	1,5 mm²

LE05486AE

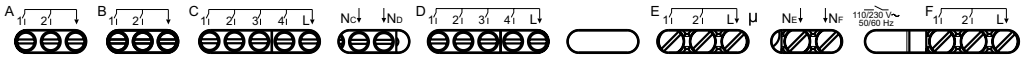

A - B	230 V∿	80 VA	0,3 A	250 VA	1,1 A	250 VA	1,1 A	2 (2 x 36) W	0,8 A	80 VA	0,3 A	80 VA	0,3 A	500 W	2,1 A	250 VA	1,1 A	250 VA	1,1 A
	110 V∿	40 VA		125 VA		125 VA		1 (2 x 36) W		40 VA		40 VA		250 W		125 VA		125 VA	
	12 - 48 V∿/V⎓	4-15 VA	0,3 A													13-52 VA	1,1 A	13-52 VA	1,1 A
C - D	230 V∿	160 VA	0,7 A	500 VA	2,1 A	500 VA	2,1 A	4 (2 x 36) W	1,7 A	160 VA	0,7 A	160 VA	0,7 A	1000 W	4,3 A	500 VA	2,1 A	500 VA	2,1 A
	110 V∿	80 VA		250 VA		250 VA		2 (2 x 36) W		80 VA		80 VA		500 W		250 VA		250 VA	
E - F	230 V∿	500 VA	2,1 A	1000 VA	4,3 A	1000 VA	4,3 A	10 (2 x 36) W	4,3 A	500 VA	2,1 A	500 VA	2,1 A	3680 W	16 A	500 VA	2,1 A	500 VA	2,1 A
	110 V∿	250 VA		500 VA		500 VA		5 (2 x 36) W		250 VA		250 VA		1760 W		250 VA		250 VA	

DALI	
230 V∿	64 ballasts Maxi
110 V∿	

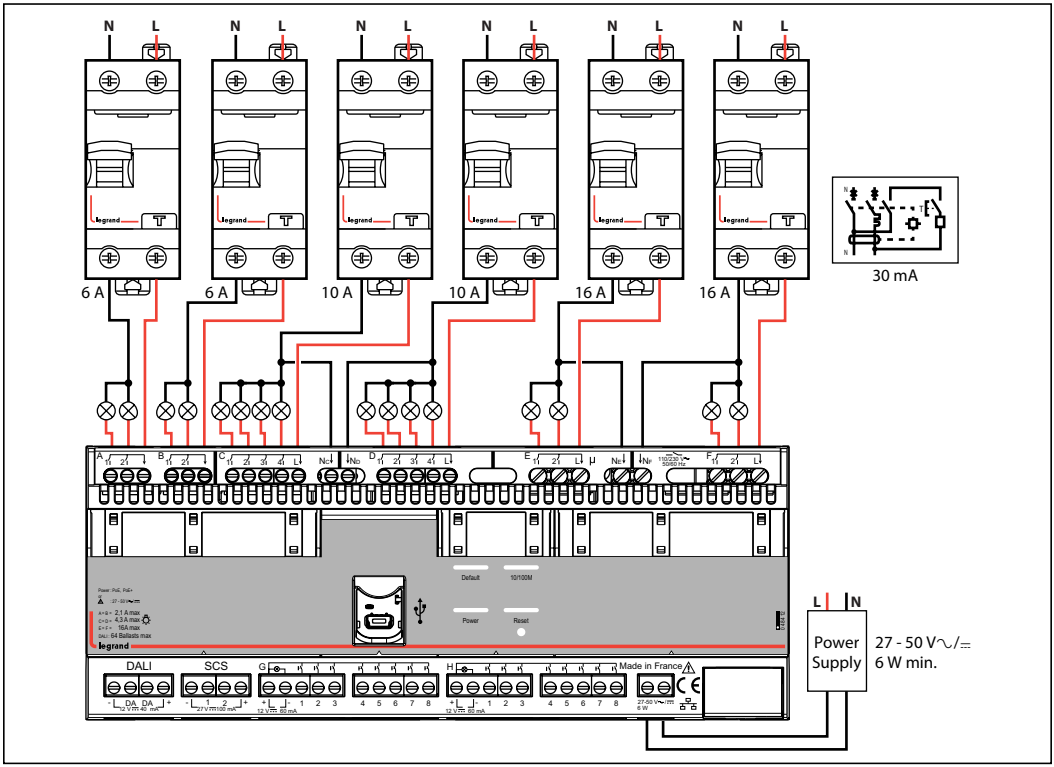

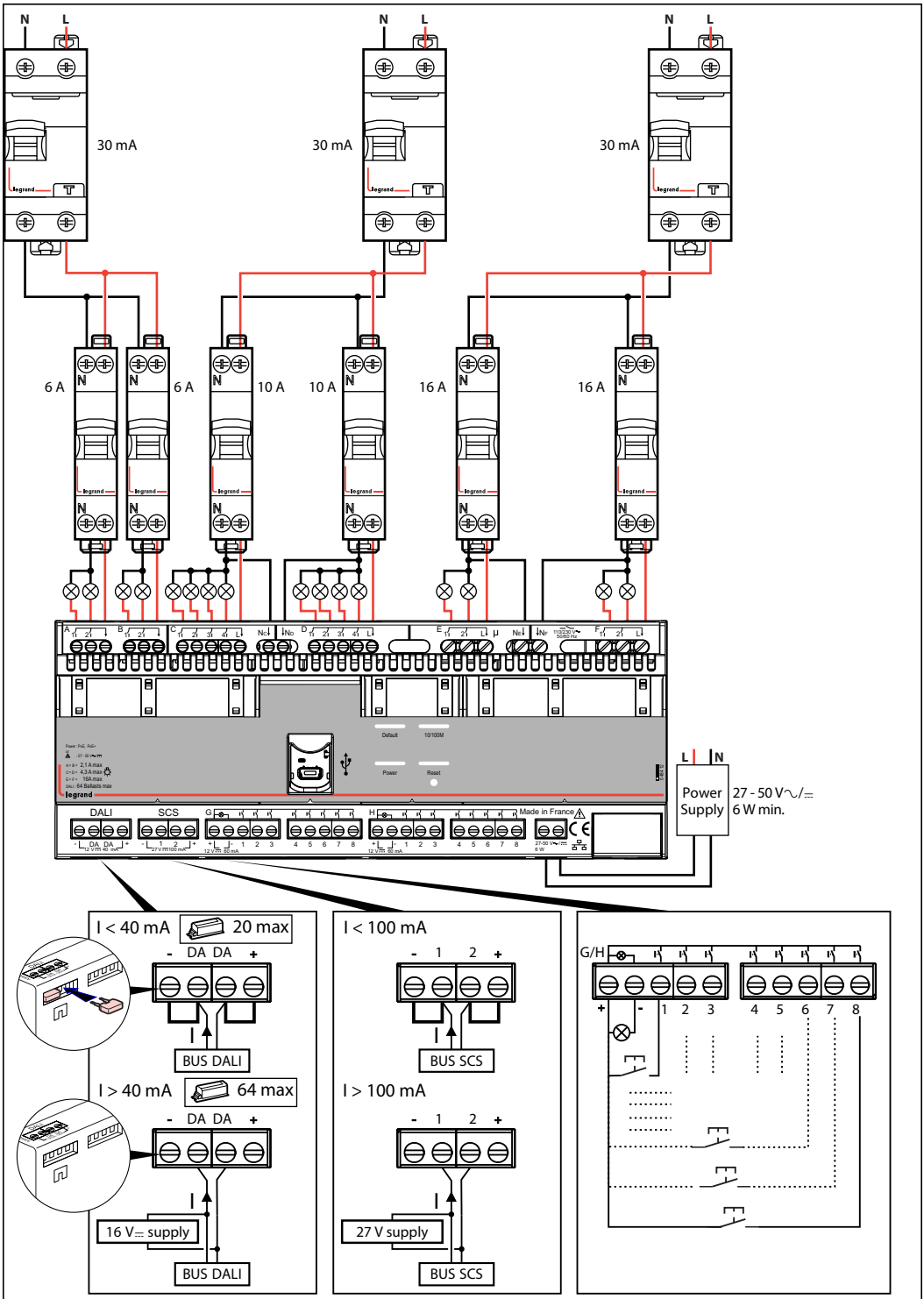
N
L
30 mA
30 mA
30 mA
6 A
6 A
10 A
10 A
16 A
16 A
Default
10/100M
Power
Reset
DALI
SCS
Made in France
L
N
Power Supply
27 - 50 V~/⎓
6 W min.
I < 40 mA
20 max
- DA DA +
BUS DALI
I > 40 mA
64 max
- DA DA +
16 V⎓ supply
BUS DALI
I < 100 mA
- 1 2 +
BUS SCS
I > 100 mA
- 1 2 +
27 V supply
BUS SCS
G/H
+ - 1 2 3 4 5 6 7 8

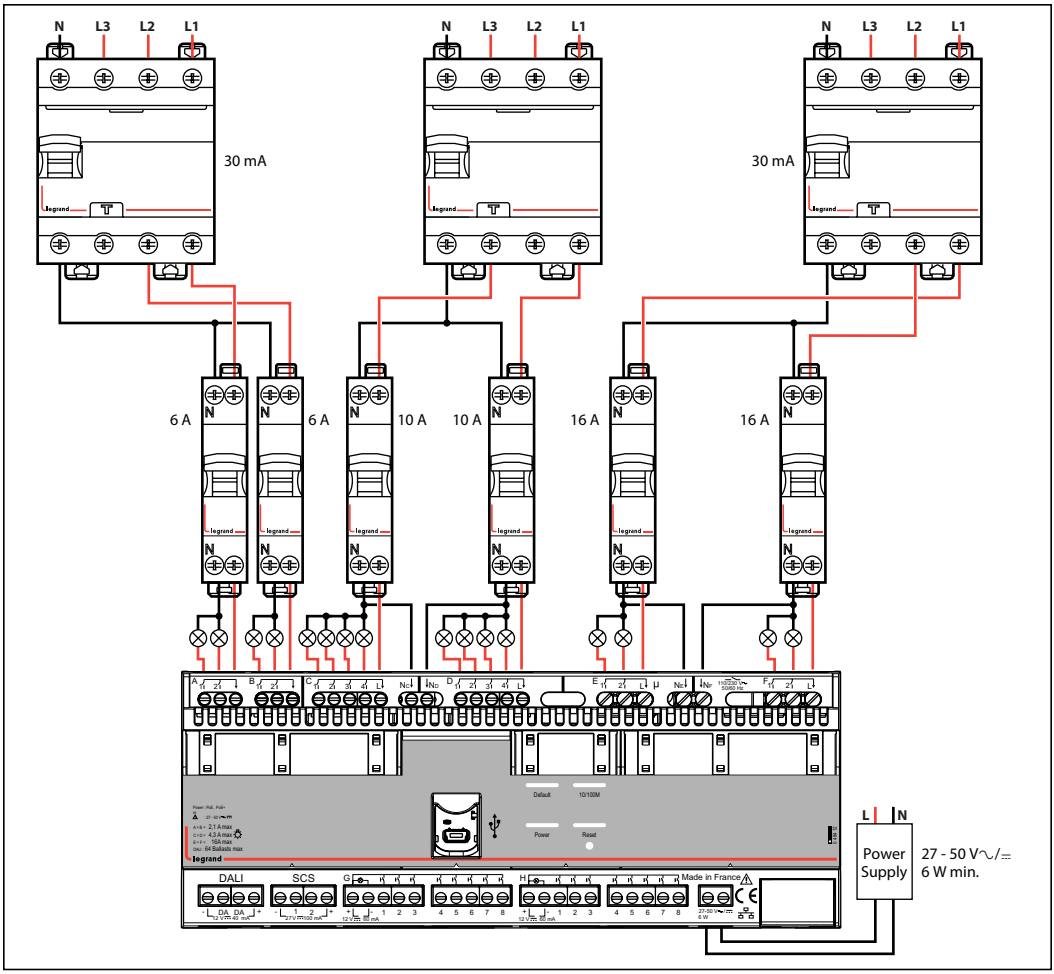



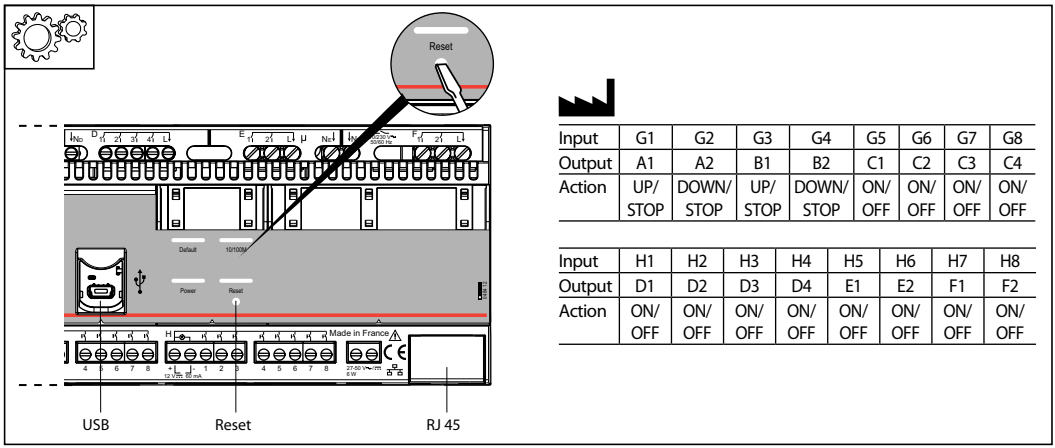

Input	G1	G2	G3	G4	G5	G6	G7	G8
Output	A1	A2	B1	B2	C1	C2	C3	C4
Action	UP/ STOP	DOWN/ STOP	UP/ STOP	DOWN/ STOP	ON/ OFF	ON/ OFF	ON/ OFF	ON/ OFF

Input	H1	H2	H3	H4	H5	H6	H7	H8
Output	D1	D2	D3	D4	E1	E2	F1	F2
Action	ON/ OFF	ON/ OFF	ON/ OFF	ON/ OFF	ON/ OFF	ON/ OFF	ON/ OFF	ON/ OFF