

UNDERVOLTAGE RELEASE 24 V AC 50/60HZ ACCESSORY FOR 3VA1 and 3VA20 up to 3VA25



Model	
Product brand name	SETRON
Product designation	Accessories
Product version	Auxiliary release
Accessories	Auxiliary release

General technical data	
Degree of pollution	3
Overvoltage category	III
Apparent power consumption / maximum	2 V·A

Voltage	
Rated insulation voltage U_i	690 V
Surge voltage resistance	4 kV
Control supply voltage (U_s) / at AC	24 V 50/60 Hz

Mechanical Design	
Height	65.1 mm
Width	25.7 mm
Number of slots	3
Depth	28.8 mm

Net weight	91 g
Tightening torque / with screw-type terminals / minimum	0.4 N·m
Tightening torque / with screw-type terminals / maximum	0.5 N·m





Connections according IEC


Wire stripping length	10 mm
AWG number / as coded connectable conductor cross section / for auxiliary contacts	
• minimum	20
• maximum	16

Connections according UL

Wire stripping length [in]	0.4 in
Tightening torque [lbf·in] / with screw-type terminals / minimum	3.5 lbf·in
Tightening torque [lbf·in] / with screw-type terminals / maximum	4.4 lbf·in

Certificates

General Product Approval	EMC	Declaration of Conformity	Test Certificates
 VDE Miscellaneous		 RCM	 EG-Konf. Type Test Certificates/Test Report

Test Certificates	Shipping Approval	other
Miscellaneous	 LRS	Manufacturer Declaration

Further information

Information- and Downloadcenter (Catalogs, Brochures,...)

<http://www.siemens.com/lowvoltage/catalogs>

Industry Mall (Online ordering system)

<https://mall.industry.siemens.com/mall/en/en/Catalog/product?mlfb=3VA9908-0BB20>

Service&Support (Manuals, Certificates, Characteristics, FAQs,...)

<https://support.industry.siemens.com/cs/ww/en/ps/3VA9908-0BB20>

Image database (product images, 2D dimension drawings, 3D models, device circuit diagrams, ...)

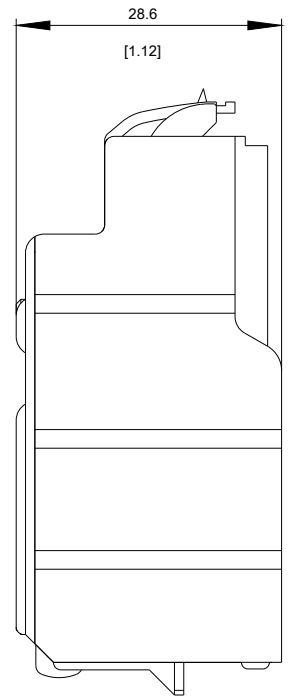
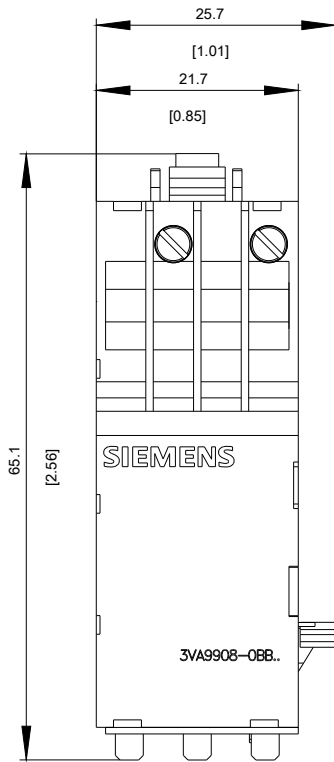
http://www.automation.siemens.com/bilddb/cax_en.aspx?mlfb=3VA9908-0BB20

CAX-Online-Generator

<http://www.siemens.com/cax>

Tender specifications

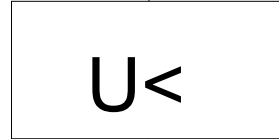
<http://www.siemens.com/specifications>



-F1

D1

D2



last modified:

08/08/2020