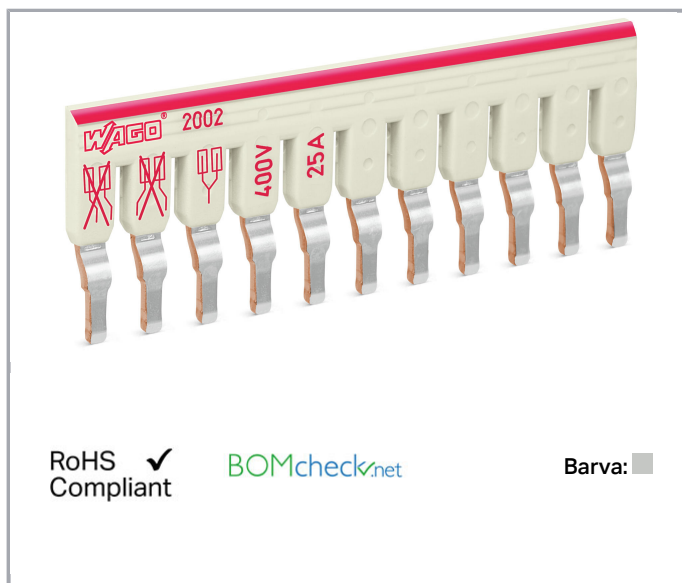


Datový list | Objednací číslo: 2002-481

Stupňovitý můstek; Izolováno; 11x; Jmenovitý proud 25 A; Vhodný k
řadovým svorkám řad 2002 a 2003; Světle šedá

www.wago.com/2002-481



Data

Elektrické parametry

Ratings per IEC/EN 60664-1

Návrhové napětí (III / 3)	400 V
Návrhové rázové napětí (III / 3)	6 kV
Jmenovitý proud	25 A

Geometrické údaje

Šířka	56 mm / 2.205 inch
-------	--------------------

Údaje o materiálu

barva	Světle šedá
Požární zatížení	0.05 MJ
Hmotnost	5.4 g

Obchodní údaje

Product Group	22 (TOPJOB S)
Druh balení	bag
Country of origin	DE
GTIN	4044918990073

Customs Tariff No.

85366990990

Ke stažení Documentation

Additional Information

Technical explanations

03-Apr-2019

pdf
2,1 MB

Stáhnout

CAD/CAE-Data

CAD data

2D/3D Models 2002-481

URL

Stáhnout


CAE data

WSCAD Universe 2002-481


Stáhnout

Handling Instructions


Jumpered



Locate red stripes of the staggered jumpers on the inside.



Commoning two potentials in one single jumper slot via extremely slim staggered jumpers.



2 Brückerspuren in einer Klemme

Insert staggered jumper and push down until it hits backstop.

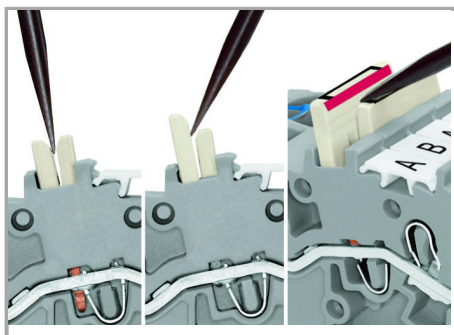
Jumpered



Locate red stripes of the staggered jumpers on the inside.

Insert staggered jumper and push down until it hits backstop.


Jumpered




Removing a staggered jumper:

Insert the operating tool between the staggered jumpers, then lift up the jumper.


Jumpered



Staggered jumper (seven contacts)



Marking a staggered jumper using a felt-tip pen.



Staggering jumpers in a single jumper slot.

Individual jumper contacts can be broken off by bending them. The remaining piece of insulation will meet requirements for clearances and creepage distances.

When creating custom staggered jumpers (e. g., for bridging over a terminal block with a different potential), make sure that only one contact lug is in contact with the terminal block.

The contact lugs of the customized staggered jumpers contact the terminal blocks via the gaps created in the second jumper.

Insert and press the ready-made jumper assembly into the jumper slot until it hits backstop.

Produktová rodina

TOPJOB® S

TOPJOB® S: In various industrial applications and modern building installations, WAGO's wide and versatile range of rail-mount terminal blocks provides more than just reliable electrical connections.

[Zobrazit všechny produkty z rodiny](#)

Změny vyhrazeny.