



### Hlavní parametry

Materiál obruby	Dark grey plastic
Typ hlavy	Built-in-flush

### Doplňěk

### Životní prostředí

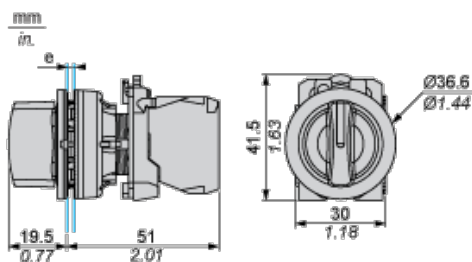
### Nabídka udržitelnosti

udržitelný stav nabídky	Výrobek Green Premium
RoHS	Compliant - since 1804 - Schneider Electric declaration of conformity
REACH	Odkaz neobsahuje SVHC nad mezní hodnotou
dokument o ekologickém profilu	Dostupný
instrukce o ukončení životnosti výrobku	Dostupný

### Contractual warranty

Záruční lhůta	18 měsíců
---------------	-----------

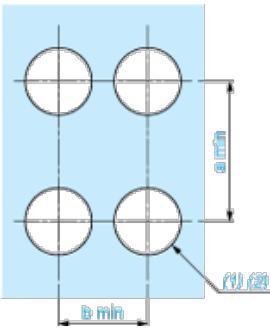
### Dimensions



e: Clamping thickness: 1 to 6 mm / 0.04 to 0.24 in.

### Panel Cut-out for Pushbuttons, Switches and Pilot Lights (Finished Holes, Ready for Installation)

Connection by Screw Clamp Terminals or Plug-in Connectors




(1) Diameter on finished panel or support


(2) Ø30.75 mm recommended ( $\text{Ø}30.5_{0}^{+0.5}$ ) / Ø1.21 in. recommended ( $\text{Ø}1.20_{0}^{+0.0196}$ )

Connections	a in mm	a in in.	b in mm	b in in.
By screw clamp terminals or plug-in connector	40	1.57	40	1.57
By Faston connectors	45	1.77	40	1.57


### Electrical Composition Corresponding to Code C3



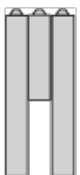
### Electrical Composition Corresponding to Code C4




### Electrical Composition Corresponding to Code C5



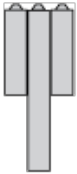
### Electrical Composition Corresponding to Code C6




## Electrical Composition Corresponding to Code C7



## Electrical Composition Corresponding to Code C8

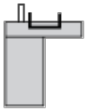


## Electrical Composition Corresponding to Codes C9, C11, SF1 and SR1



## Electrical Composition Corresponding to Code C15

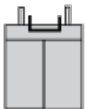
1 N/O



1 N/C



1 N/O + N/C or 1 N/O + N/O or 1 N/C + N/C



## Legend

Single contact



Double contact



Light block







Possible location



## Sequence of Contacts Fitted to 2-position Selector Switch Body


### Position 315°



<b>Push</b>	Position	Top			
		Bottom			
	Location		Left	Centre	Right
	State		0	0	0
<b>Contacts</b>	N/O		open	open	open
	N/C		closed	closed	closed

### Position 45°



<b>Push</b>	Position	Top			
		Bottom			
	Location		Left	Centre	Right
	State		1	1	1
<b>Contacts</b>	N/O		closed	closed	closed
	N/C		open	open	open