



E27



STONO IP65



STONO 20



STONO 30

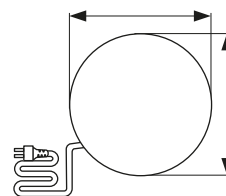


STONO 40

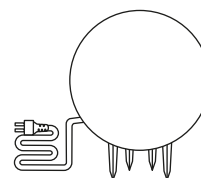


STONO 50

STONO 20 = Ø 200
STONO 30 = Ø 300
STONO 40 = Ø 400
STONO 50 = Ø 500



STONO 20 = Ø 190
STONO 30 = Ø 280
STONO 40 = Ø 380
STONO 50 = Ø 480



220-240V~
50/60Hz

(W)

max 25



2 x 1mm²
300 cm

IP
65



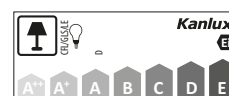
ERC

CE

Kanlux



STONO 20	24650
STONO 30	24651
STONO 40	24652
STONO 50	24653



CZ

světlo šedá
těleso svítidla: plast ABS / difúzor: plast PE

SK

svetlo šedá
teleso svietidla: plast ABS / difúzor: plast PE