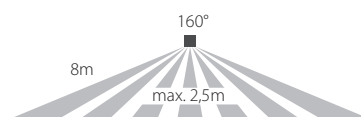
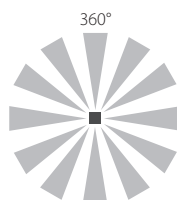


PLAFONIERA TRIPLEX


CZ | Přisazené svítidlo v různých velikostech a provedeních. E27 pro žárovky, G24 pro zářivky a s novým špičkovým LED modulem. Triplexopálový kryt zajistí příjemný rozptyl světla a nerušivý vzhled. Některé verze jsou vybaveny i RADAR senzorem, nebo inverterem pro nouzový režim.

EN | Surface lamp in several sizes and versions – for E27 bulbs, or G24 for CFL and also with the new professional LED module. Triplex opal glass shade provides a pleasant light effect and is non-intrusive in appearance. Some versions are equipped with RADAR sensor or emergency module.

DE | Eine nachgesetzte Leuchte in verschiedenen Größen und Ausführungen. E27 für Glühbirnen, G24 für Leuchtstoffröhren und mit dem neuen spitzenmäßigen LED-Modul. Der Triplex Opal Schirm sichert eine angenehme Lichtzerstreuung und ein störfreies Aussehen. Manche Versionen sind auch mit dem RADAR-Sensor oder einem Inverter für das Notregime ausgerüstet.



SENS 2 ~ 8m (±10%) | TIME 10s (±5s) ~ 30min (±1min) | LUX 2 ~ 2000lx | 1200W | 300W



PLAFONIERA 260

| | | | | | | |
|------------|---|--------------------------|-----|-----|------|---|
| PN31006001 | <input type="checkbox"/> | - | 60W | E27 | IP20 | - |
| PN31006002 |  | <input type="checkbox"/> | 60W | E27 | IP20 | - |

LED

| | | | | | | | |
|------------|---|--------------------------|-------|-----|---|------|-------|
| PN31100003 | <input type="checkbox"/> | <input type="checkbox"/> | 42LED | 10W | - | IP20 | 490lm |
| PN31200003 | <input type="checkbox"/> | <input type="checkbox"/> | 42LED | 10W | - | IP20 | 510lm |
| PN31100004 |  | <input type="checkbox"/> | 36LED | 9W | - | IP20 | 420lm |
| PN31200004 |  | <input type="checkbox"/> | 36LED | 9W | - | IP20 | 435lm |

LED AL

| | | | | | | | |
|------------|--------------------------|--------------------------|-------|-----|---|------|-------|
| PN31100016 | <input type="checkbox"/> | <input type="checkbox"/> | 42LED | 10W | - | IP20 | 490lm |
| PN31200016 | <input type="checkbox"/> | <input type="checkbox"/> | 42LED | 10W | - | IP20 | 510lm |

PLAFONIERA 305

| | | | | | | |
|------------|---|--------------------------|-------|------|------|---|
| PN31006003 | <input type="checkbox"/> | - | 75W | E27 | IP20 | - |
| PN31006004 |  | <input type="checkbox"/> | 75W | E27 | IP20 | - |
| PN31014001 | <input type="checkbox"/> | - | 2x13W | G24q | IP20 | - |

LED

| | | | | | | | |
|------------|---|--------------------------|-------|-----|---|------|-------|
| PN31100005 | <input type="checkbox"/> | <input type="checkbox"/> | 42LED | 10W | - | IP20 | 490lm |
| PN31200005 | <input type="checkbox"/> | <input type="checkbox"/> | 42LED | 10W | - | IP20 | 510lm |
| PN31100006 |  | <input type="checkbox"/> | 36LED | 9W | - | IP20 | 420lm |
| PN31200006 |  | <input type="checkbox"/> | 36LED | 9W | - | IP20 | 435lm |


LED AL

| | | | | | | | |
|------------|--------------------------|--------------------------|-------|-----|---|------|-------|
| PN31100017 | <input type="checkbox"/> | <input type="checkbox"/> | 42LED | 10W | - | IP20 | 490lm |
| PN31200017 | <input type="checkbox"/> | <input type="checkbox"/> | 42LED | 10W | - | IP20 | 510lm |

PLAFONIERA 365

| | | | | | | |
|------------|---|--------------------------|-------|------|------|---|
| PN31006007 | <input type="checkbox"/> | - | 2x60W | E27 | IP20 | - |
| PN31006008 |  | <input type="checkbox"/> | 2x60W | E27 | IP20 | - |
| PN31014003 | <input type="checkbox"/> | - | 2x18W | G24q | IP20 | - |

LED

| | | | | | | | |
|------------|---|--------------------------|-------|-----|---|------|--------|
| PN31100007 | <input type="checkbox"/> | <input type="checkbox"/> | 96LED | 20W | - | IP20 | 1050lm |
| PN31200007 | <input type="checkbox"/> | <input type="checkbox"/> | 96LED | 20W | - | IP20 | 1150lm |
| PN31100008 |  | <input type="checkbox"/> | 96LED | 20W | - | IP20 | 1050lm |
| PN31200008 |  | <input type="checkbox"/> | 96LED | 20W | - | IP20 | 1150lm |


LED AL

| | | | | | | | |
|------------|--------------------------|--------------------------|-------|-----|---|------|--------|
| PN31100018 | <input type="checkbox"/> | <input type="checkbox"/> | 96LED | 20W | - | IP20 | 1050lm |
| PN31200018 | <input type="checkbox"/> | <input type="checkbox"/> | 96LED | 20W | - | IP20 | 1150lm |

PLAFONIERA 420

| | | | | | | |
|------------|---|--------------------------|-------|------|------|---|
| PN31006011 | <input type="checkbox"/> | - | 2x75W | E27 | IP20 | - |
| PN31006012 |  | <input type="checkbox"/> | 2x75W | E27 | IP20 | - |
| PN31014005 | <input type="checkbox"/> | - | 2x26W | G24q | IP20 | - |

LED

| | | | | | | | |
|------------|---|--------------------------|-------|-----|---|------|--------|
| PN31100009 | <input type="checkbox"/> | <input type="checkbox"/> | 96LED | 20W | - | IP20 | 1050lm |
| PN31200009 | <input type="checkbox"/> | <input type="checkbox"/> | 96LED | 20W | - | IP20 | 1150lm |
| PN31100010 |  | <input type="checkbox"/> | 96LED | 20W | - | IP20 | 1050lm |
| PN31200010 |  | <input type="checkbox"/> | 96LED | 20W | - | IP20 | 1150lm |

LED AL

| | | | | | | | |
|------------|--------------------------|--------------------------|-------|-----|---|------|--------|
| PN31100019 | <input type="checkbox"/> | <input type="checkbox"/> | 96LED | 20W | - | IP20 | 1050lm |
| PN31200019 | <input type="checkbox"/> | <input type="checkbox"/> | 96LED | 20W | - | IP20 | 1150lm |

 radar senzor | radar sensor