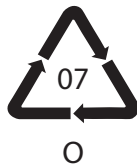
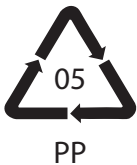
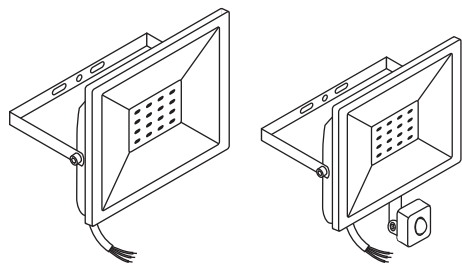
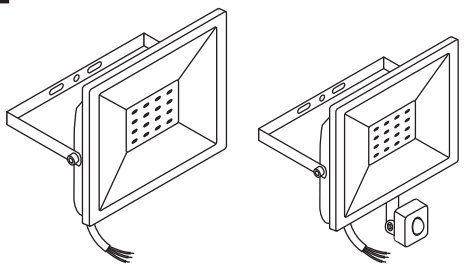


STRÜHM		PN-EN 60598-2-5:2016-02-5.5.	b) Kg	b) Y (mm)	b) X (mm)	b) Z (mm)	c) m²
03770	03771	KROMA LED 10W GREY 4500K / 6500K	0,208	81	116	23	0,008
03233	03701	KROMA LED 20W GREY 4500K / 6500K	0,287	123	142	23	0,017
03234	03702	KROMA LED 30W GREY 4500K / 6500K	0,427	147	177	25	0,026
03235	03703	KROMA LED 50W GREY 4500K / 6500K	0,768	178	229	29	0,041
03236	03704	KROMA LED 100W GREY 4500K / 6500K	1,135	215	269	32	0,058
03772	03773	KROMA LED S 10W GREY 4500K / 6500K	0,238	114	116	54	0,008
03605	03705	KROMA LED S 20W GREY 4500K / 6500K	0,315	156	142	54	0,017
03606	03706	KROMA LED S 30W GREY 4500K / 6500K	0,455	179	177	54	0,026
03607	03707	KROMA LED S 50W GREY 4500K / 6500K	0,805	217	229	59	0,041
03608	03708	KROMA LED S 100W GREY 4500K / 6500K	1,165	247	269	64	0,058





A5



B5

1

