






01-1986




CSL15RD550CF + 15x 01-1751



01-1984

01-1986



01-1750



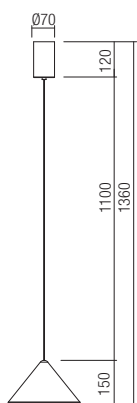
01-1984

01-1985

CSL7LN1300WH+7x01-1750




- art. **01-1984** Sand White
- art. **01-1985** Sand Coffee
- art. **01-1986** Sand Black



Led type	BRIDGELUX COB LED 1pc x 13W
Power	13W
Input	220V-240V, 50/60Hz
Color temperature	3000K
Lumen source	1235 lm
Lumen system	656 lm
Optic	20°
CRI	90
Not dimmable	

CE IP20

- art. **01-1750** Sand White
- art. **01-1751** Sand Coffee
- art. **01-1752** Sand Black
- art. **01-2350** Rose Gold
- art. **01-2349** Brushed Brass



Led type	SMD LED 5050 BRIDGELUX 1 pc x 6W
Power	6W
Input	220V-240V, 50/60Hz
Color temperature	3000K
Lumen source	630 lm
Lumen system	396 lm
Optic	18°
CRI	90
Not dimmable	

CE IP20

Suspensions for interior equipped with SMD LED, structure and diffuser in aluminum painted in sand white, sand coffee, sand black, brushed brass or rose gold.

Suspensii pentru interior echipate cu LED SMD, structură și dispersor din aluminiu vopsite alb mat, maro mat, negru mat, alamă sau aur roz.

Sospensioni per interni equipaggiate con LED SMD, struttura e diffusore in alluminio verniciati bianco opaco, caffè opaco, nero opaco, ottone oppure oro rosa.

Люстры для интерьера, оснащенные светодиодами SMD, структура и рассеиватель из алюминия окрашенного в матовый белый, матовый кофе, матовый черный, латунь или розовое золото.

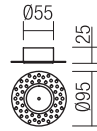
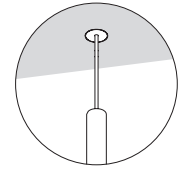
Beltéri függesztékek, SMD LED-el szerelve, matt fehér, matt barna, matt fekete, sárgaréz vagy rózsza arany alumínium szerkezet és diszperzór.

Интериорни висящи осветителни тела с SMD LED платка, корпус от алуминий в бял мат, кафе мат, черен мат, месинг или розово злато.

Závesné interiérové svietidlá vybavené LED diódou SMD, konštrukcia a difúzor v hliníkovom prevedení v matnej bielej, matnej kávovej, matnej čiernej farbe, mosadz alebo ružové zlato.

Trimless canopy

art. **CT1MWH** Sand White
art. **CT1MBK** Sand Black



Metal accessories painted in sand white or sand black for installing the suspensions in trimless version.

Maximum diameter of cable access hole 4,5 mm.

Accesorii din metal vopsit alb mat sau negru mat, pentru montajul trimless al suspensiilor.

Diametrul maxim al găurii de ieșire a cablului 4,5 mm.

Accessori in metallo verniciato bianco opaco o nero opaco per montaggio delle sospensioni a filo muro (trimless).

Diametro massimo del foro di uscita del cavo elettrico 4,5 mm.

Model finishings

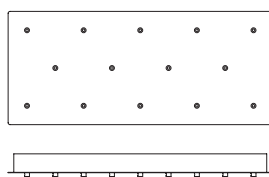


Samples of composition/Exemple de combinații/Esempi di composizione

Multiple pendants must be installed with one of the canopy options listed on pages 673/675.

Variante multiple de suspensii pot fi asamblate cu ajutorul bazelor optionale prezentate la paginile 673/675.

Sospensioni multiple possono essere installate sui rosoni presenti alle pagine 673/675.



1x CSL14SQ700WH/CF/BK

+



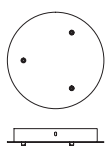
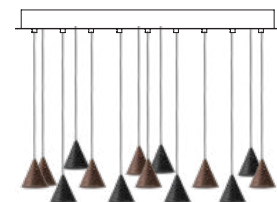
7 x 01-1751

+



7 x 01-1752

=



1x CSL3RD255WH/CF/BK

+



3x 01-1750

=

