

Datový list | Objednací číslo: 2002-473

Stupňovitý můstek; Izolováno; 3×; Jmenovitý proud 25 A; Vhodný k řadovým svorkám řad 2002 a 2003; Světle šedá



www.wago.com/2002-473



RoHS Compliant

BOMcheck.net

Barva:

Data

Elektrické parametry

Ratings per IEC/EN 60664-1

Návrhové napětí (III / 3)	400 V
Návrhové rázové napětí (III / 3)	6 kV
Jmenovitý proud	25 A



Geometrické údaje

Šířka	14,2 mm / 0.559 inch
-------	----------------------

Údaje o materiálu

barva	Světle šedá
Požární zatížení	0.034 MJ
Hmotnost	1.54 g

Obchodní údaje

Product Group	22 (TOPJOB S)
Druh balení	bag
Country of origin	DE
GTIN	4055143692267
Customs Tariff No.	85366990990

Ke stažení

Documentation

Additional Information

Technical explanations	03-Apr-2019	pdf 2,1 MB	Stáhnout
------------------------	-------------	---------------	----------

CAD/CAE-Data

CAD data


2D/3D Models 2002-473	URL	Stáhnout
-----------------------	-----	----------

CAE data


WSCAD Universe 2002-473	Stáhnout
-------------------------	----------

Handling Instructions


Jumpered



Locate red stripes of the staggered jumpers on the inside.




Commoning two potentials in one single jumper slot via extremely slim staggered jumpers.



2 Brückerspuren in einer Klemme

Insert staggered jumper and push down until it hits backstop.


Jumpered



Locate red stripes of the staggered jumpers on the inside.

Insert staggered jumper and push down until it hits backstop.


Jumpered



Removing a staggered jumper:


Insert the operating tool between the staggered jumpers, then lift up the jumper.

Jumpered




Staggered jumper (seven contacts)

Individual jumper contacts can be broken off by bending them. The remaining piece of insulation will meet requirements for clearances and creepage distances.



Marking a staggered jumper using a felt-tip pen.



Staggering jumpers in a single jumper slot.

When creating custom staggered jumpers (e.g., for bridging over a terminal block with a different potential), make sure that only one contact lug is in contact with the terminal block.

The contact lugs of the customized staggered jumpers contact the terminal blocks via the gaps created in the second jumper.

Insert and press the ready-made jumper assembly into the jumper slot until it hits backstop.

Produktová rodina



TOPJOB® S

TOPJOB® S: In various industrial applications and modern building installations, WAGO's wide and versatile range of rail-mount terminal blocks provides more than just reliable electrical connections.

[Zobrazit všechny produkty z rodiny](#)

Změny vyhrazeny.

WAGO Elektro spol. sr. o.
Rozvodova 1116/36
143 00 Praha 12 - Modřany
Tel.: +420 261 090 143
Email: info.cz@wago.com, wago-cz@wago.com

Máte otázky ohledně našich produktů?
Kdykoli nám zavolejte na číslo +420 261 090 143.